

GROZ-BECKERT®

INFO



SMN 12

Groz-Beckert KG · Postfach/P.O. Box 10 02 49 · D-72423 Albstadt · Germany

Tel. (0 74 31) 10-0 · Fax (0 74 31) 10-32 00 / 27 77 · e-mail: s-vn@groz-beckert.com

<http://www.groz-beckert.com>

NEEDLES FOR SCHIFFLI-EMBROIDERY

The production of lace is traced back over centuries.

The tool to produce good embroidery is and always has been; "the needle."

With developments of Schiffli embroidery machines (Big-bar embroidery machines), demands on the needle have changed tremendously.

Only a perfect precision tool is able to produce the expectations of today's embroidery markets.

Countless varieties of material and embroidery threads and yarns exist. Embroidery machine speed capabilities are increasing constantly.

The Groz-Beckert needles meet these expectations with the lowest production tolerance standards. Mechanical properties and features that are consistent and not least of all, a smooth and wear resistant surface.


























IDENTIFICATION OF THE NEEDLE FEATURES

**NEEDLE POINT
NEEDLE SIZE**

In practice needles are frequently changed. A better-suited needle may be needed whenever new materials are to be embroidered or new embroidery threads are chosen.

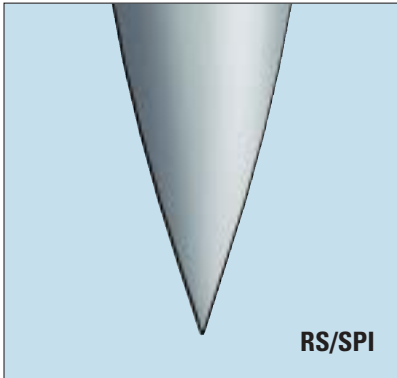
In order to avoid confusion, in the event that these needles may be used again, Groz-Beckert needles are colour coded for size and point style.

The colour schedule is as follows:

SCHIFFLI NEEDLES				
Needle size Nm	No.	RS-Point (Standard) no colour coding	FG-Point = red 	TR-Point = yellow 
70	00			
80	0			
90	1			
100	2			
110	3			
130	4			
140	5			

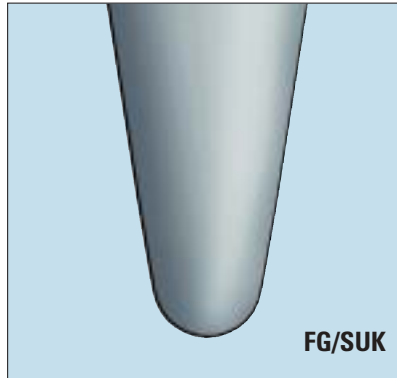
THE POINT STYLES

The following point styles are available in our standard product range



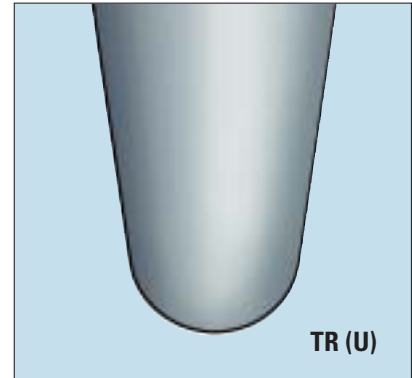
RS/SPI

The standard point **RS** is suitable for most embroidery materials. Specifically, precise penetration and embroidery definition are features. Curtain and lace embroidery are examples



FG/SUK

The medium ball point **FG** is a versatile point style, yet is especially suited to knit materials.



TR (U)


The wide ball point **TR** is most suitable for broad structured materials like tulle.

STANDARD NEEDLE EYE OR SA-NEEDLE-EYE

The standard eyes on all Groz-Beckert Schifflli embroidery needles are designed for common embroidery threads. When using coarse embroidery yarns or ornamental embroidery threads that are especially thick, the use of a needle with a bigger (SA) needle-eye provides advantages. Both needle-eye types are produced by Groz-Beckert.



Standard eye



SA-eye

THREADING AID

Time is money. Certainly a valid statement for the threading of embroidery yarns through the needle. To do this as easily and quickly as possible Groz-Beckert offers special threading hooks. When setting up the machine, or after a thread break, downtime can be reduced significantly.

The threading hooks can be purchased in two designs, and are available with or without a handle.

1. Ei 46.110 G 1 and 2. Ei 47.78 G 1



Ei 46.110 G 1 for needle size \geq 110/3



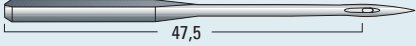









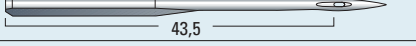

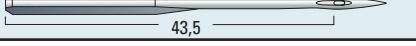







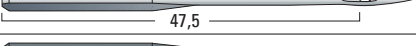

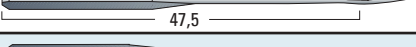

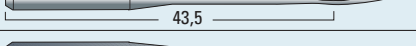



















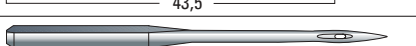






Ei 47.78 G 1 for needle size \leq NM 100/2


GROZ-BECKERT®

PROGRAM SCHIFFLI-EMBROIDERY NEEDLES:

(Will be extended when required)

System	Point	Needle size Nm	Length butt to eye in mm	shank (ø) mm	Needle Threading
L83 TOP/L83	RS	80, 90, 100, 110	 47,5	1,60	
L83 TOP/L83	TR	70, 80, 90, 100, 110	 47,5	1,60	
L83 TOP SA	RS	90, 100, 110	 47,5	1,60	
0110/SMx854 B	RS	80, 90	 43,5	2,00	
110 S/SHx3	RS	70, 80, 90, 100, 110, 130	 43,5	1,60	
110 S/SHx3	FG	70, 80, 90, 100, 110	 43,5	1,60	
110 S/SHx3	TR	90, 100	 43,5	1,60	
110 SA	RS	100, 110	 43,5	1,60	
110 STOP	RS	70, 80, 90, 100, 110	 47,5	1,60	
110 STOP	FG	70, 80, 90, 100, 110	 47,5	1,60	
110 STOP	TR	70, 90, 100, 110	 47,5	1,60	
110 SA TOP	FG	100, 110	 47,5	1,60	
110 SA TOP	TR	100, 110	 47,5	1,60	
0854	RS	80, 90, 100, 110, 130	 43,5	2,00	
0854/SMx854	TR	90, 100, 110, 130	 43,5	2,00	
0854/0854 V	FG	80, 90, 100	 43,5	2,00	
0854 SA	RS	110	 43,5	2,00	
854 S/SHx1	RS	70, 80, 90, 100, 110, 130, 140	 43,5	1,40	
854 S/SHx1	FG	80, 90, 100, 110	 43,5	1,40	
854 STR/SHx1Y	TR	70, 80, 90, 100, 110, 130	 43,5	1,40	
854 SA	RS	100, 110	 43,5	1,40	
SHx1KK	RS	100, 110	 43,5	1,40	
SHx1KK	TR	100, 110	 43,5	1,40	
SH-C 25	RS	90, 100, 110	 43,5	1,40	
SH-C 25	TR	100, 110	 43,5	1,40	

 **Needle threading left to right**
System Plauen

 **Needle threading right to left**
System Saurer

You can get our needles from: